



# Tiff's Tooth Basket




Help your child make a tooth basket for Tiff the Tooth Fairy to collect!




**STEP 1:** Fold a rectangular piece of paper in half and in half again. Do this along both the length and the width of the paper.



**STEP 2:** Fold the top and the bottom into the middle.



**STEP 3:** Fold each corner in, leaving about 1 1/4 inches in the center.



**STEP 4:** Fold the centre strip back so the corners are tucked in.



**STEP 5:** Open the box up and fold each corner to make it straight.

Add a handle with a stapler.



**STEP 6:** decorate with glitter and crayons.

